

# Toddling Through God's Word: Jonah

"Jonah go to Nineveh" to the tune of "London Bridge is Falling Down"

Jonah go to Nineveh, Nineveh, Nineveh.

Jonah go to Nineveh, and obey God.

## Activity 1: Jonah is scared. (Jonah 1:1-3)


### You Need:

- Scared Emotion Printable
- Crayons
- Scissors
- Glue

Say: "There was an evil city called Nineveh. God was upset with all of the bad that the people in Nineveh were doing. God decided to warn the people of Nineveh that if they did not stop doing the bad things, they would be punished. God told a man named Jonah to go to Nineveh and warn the people. Jonah was

scared."

1. Help your child create a scared face using the Scared Emotion Printable at the end of this PDF.



## Activity 2: Jonah is swallowed by a big fish. (Jonah 1:4-17)

### Ingredients:

- Big fish and Jonah printable
- Crayons
- Scissors
- Glue
- Clothespin

Say: "Jonah was scared. He did not obey God. Jonah got in a boat that was going in the opposite direction of Nineveh! Then a big storm came. Jonah was tossed overboard. A big fish swallowed Jonah. "

1. Let your child color the big fish and Jonah printable at the end of this PDF.

2. Assist your child in cutting the big fish and Jonah out. You will cut the big fish out (outline of the big fish) and in half on the dotted line. You will cut Jonah out on the dotted rectangle.
3. Glue the big fish on a clothespin. One half of the big fish to one piece of the clothespin and the other half on the other piece. It will look as if the big fish's mouth is closed until you open the clothespin which will open the mouth.
4. Let your child pretend that the big fish swallowed Jonah.



### Activity 3: Jonah prays. (Jonah chapter 2)

#### You Need:

- Whales or Goldfish Crackers

Say: "Inside the big fish, Joshua prayed to God. Joshua acknowledged that he disobeyed God. He praised God. Joshua promised that he would now obey God. Then God commanded the big fish to spit Jonah out on land."

1. Pray with your child before you eat your fish crackers. You could thank God for the snack, pray that we will obey God, and praise God that He forgives.

### Activity 4: Jonah preaches in Nineveh. (Jonah chapter 3)

#### You Need:

- Possibly dolls or stuffed animals

Say: "Jonah obeyed God. He went to Nineveh. He told the people of Nineveh to stop doing bad and obey God."

1. Give your child the chance to pretend to be Jonah. Set up dolls or stuffed animals that represent the people of Nineveh. Then let your child tell all of the pretend people of

Nineveh to stop doing bad things. Maybe they should stop coloring on the walls, or stop sneaking the last cookie. Then have your child tell the dolls to be kind to one another and obey God.

If your child does not want to, or has trouble doing this, you could pretend to Jonah, and your child could watch. Have fun with this activity!

#### Activity 5: Jonah's bad attitude. (Jonah chapter 4)

##### You Need:

- Heart bandaid printable
- Crayons
- Scissors

Say: "The people of Nineveh listened to Jonah. They listened to God. They obeyed God. Then God forgave the people of Nineveh. He did not punish them. Isn't it great that the people of Nineveh stopped doing bad and decided to obey God? It was great, but Jonah was upset. God told Jonah, "I forgave you for disobeying me, I forgave Nineveh for disobeying, and I will forgive anyone else who says they are sorry for disobeying.""



1. Have your child color the Heart Bandaid printable at the end of this PDF.
2. Assist your child in cutting the heart bandaids out.
3. Throughout the day when someone makes a mistake, place a heart bandaid where that happened to remind us that God and we forgive.

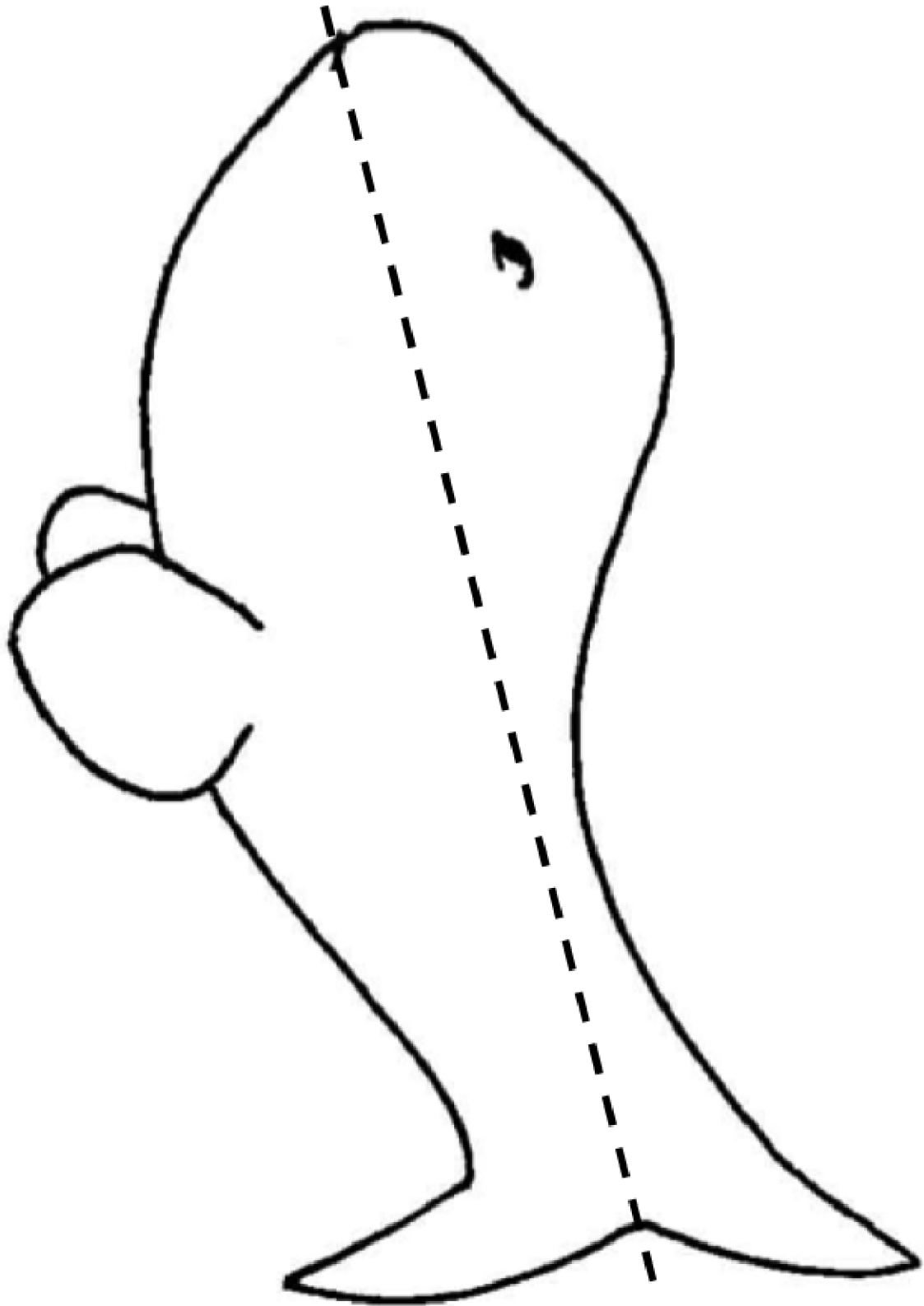
Name: \_\_\_\_\_


## Scared

Being scared is not a good feeling, but it is okay to feel scared! Most of the time, when you are scared you just need a hug or to turn on a light. Sometimes when you are scared it is to keep you safe. If you are scared of a high place, that keeps you away from the edge and safe!

Cut out the mouth and eyes. Glue them on the face to create a scared face. Color the face.







---

## Heart BandAids

